

/ Descriptions

600W,

/ Features

,HF Product.

/ Applications

/ Equivalent Circuit

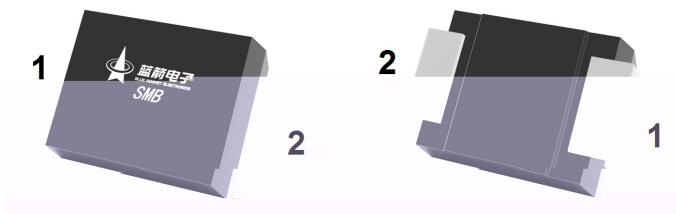


Unipolar



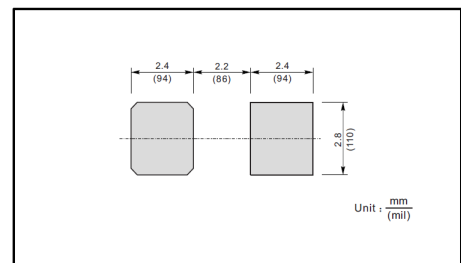
Bipolar

/ Pinning



PIN	DESCRIPTION
1	Cathode
2	Anode

The recommended mounting pad size



/ Marking



			±
			±

μ

/ Electrical Characteristic Curve

Fig.1 Peak Pulse Power Rating Curve

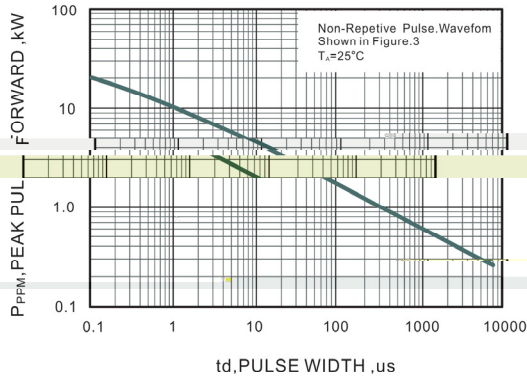


Fig.2 Forward Current Derating Curve

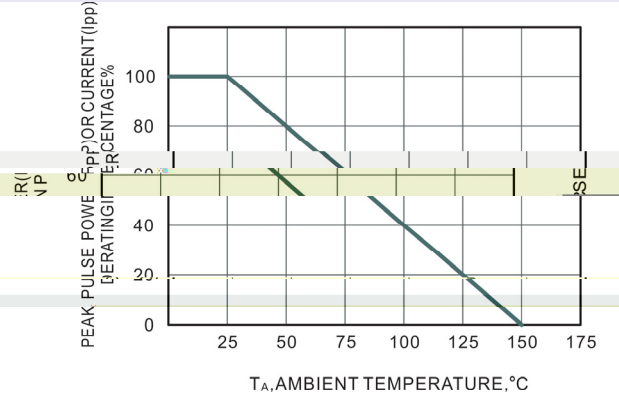


Fig.3 Pulse Waveform

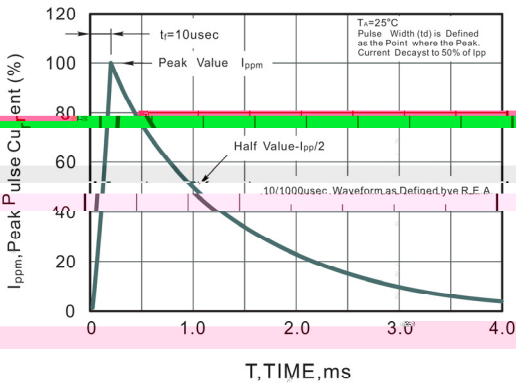
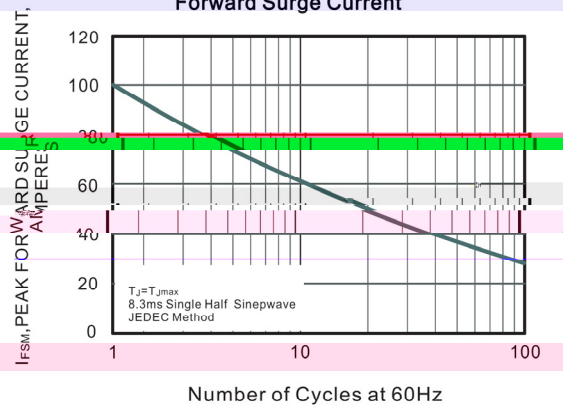
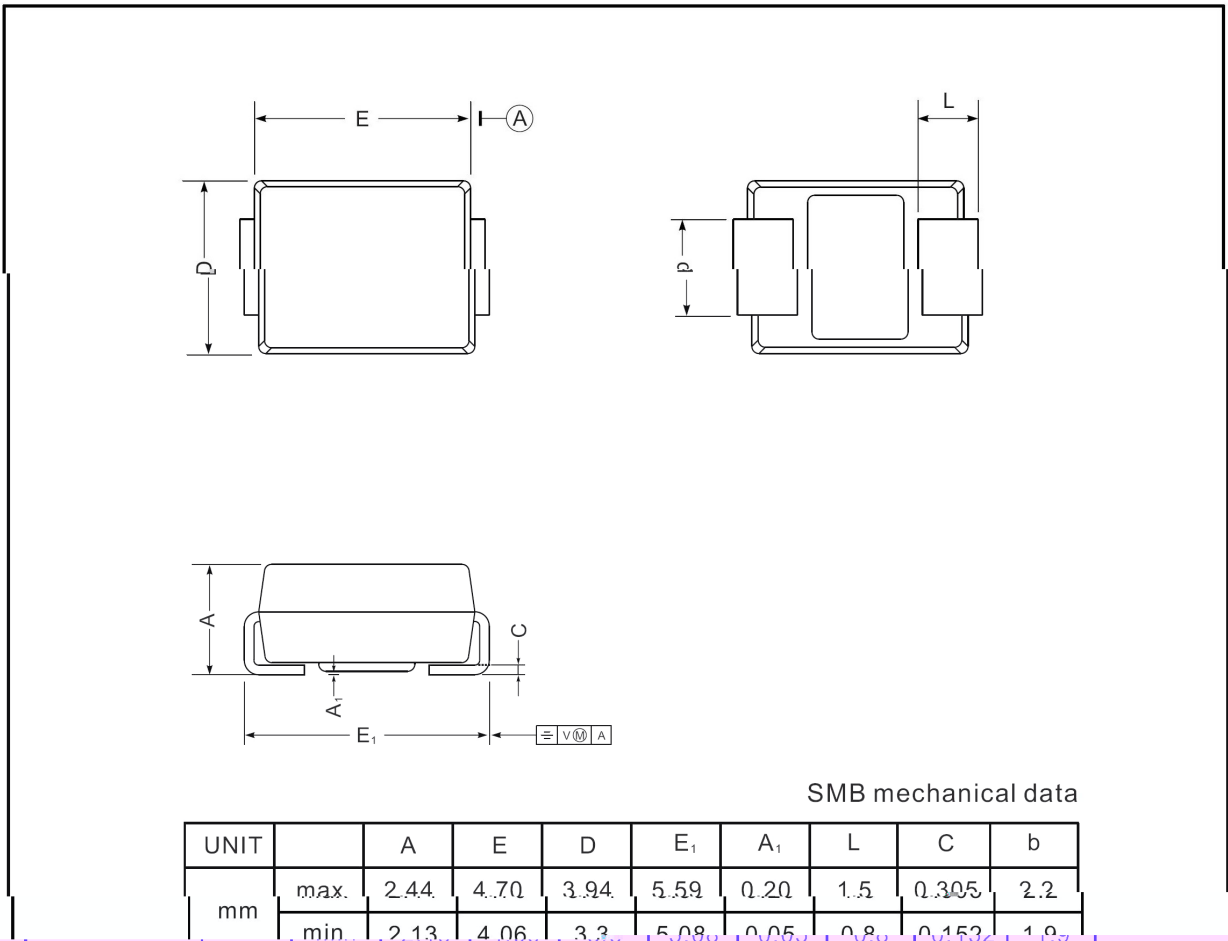


Fig.4 Maximum Non-Repetitive Peak Forward Surge Current



/ Package Dimensions

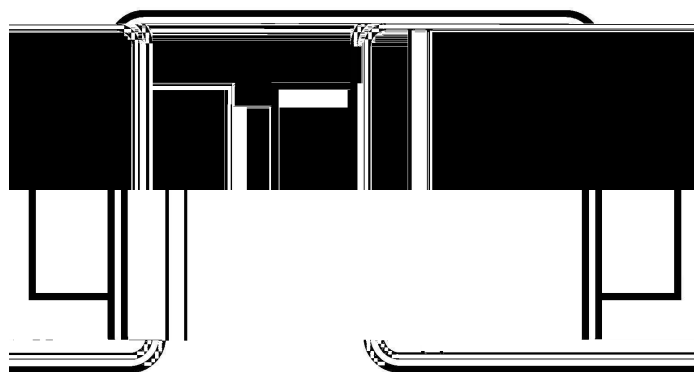
SMB



SMB mechanical data

UNIT		A	E	D	E ₁	A ₁	L	C	b
mm	max.	2.44	4.70	3.94	5.59	0.20	1.5	0.305	2.2
	min.	2.13	4.06	3.3	5.08	0.05	0.8	0.153	1.9
mil	max.	96	185	155	220	7.9	59	12	87
	min.	84	160	130	200	2.0	32	6	75

/ Marking Instructions



6V8A

6V8A

/ Marking Instructions

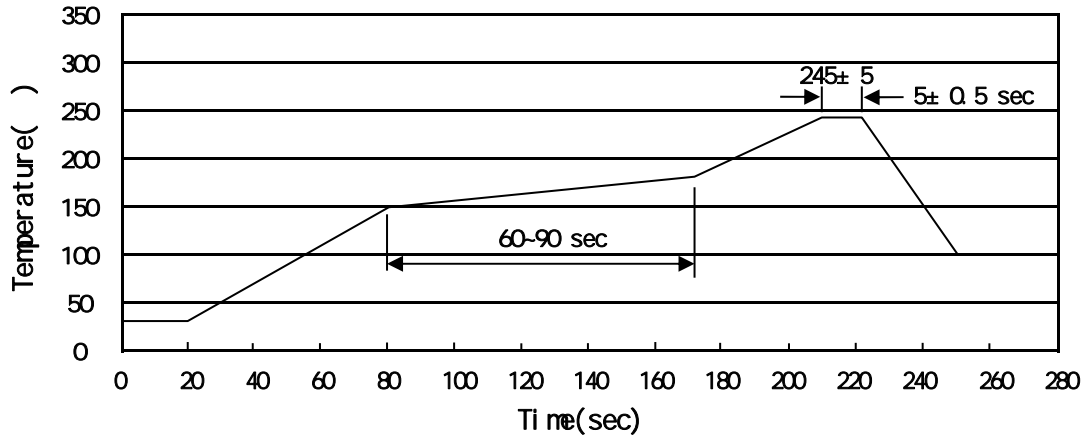


6V8C

6V8C



() / Rn d1P1 e



± ± ± ±

/ Resistance to Soldering Heat Test Conditions

± ±

/ Packaging SPEC.

	Units/Reel	Reels/Inner Box	Units/Inner Box	Inner Boxes/Outer Box	Units/Outer Box	Reel	Inner Box	Outer Box
	/	/	/	/	/			

/ Notices